

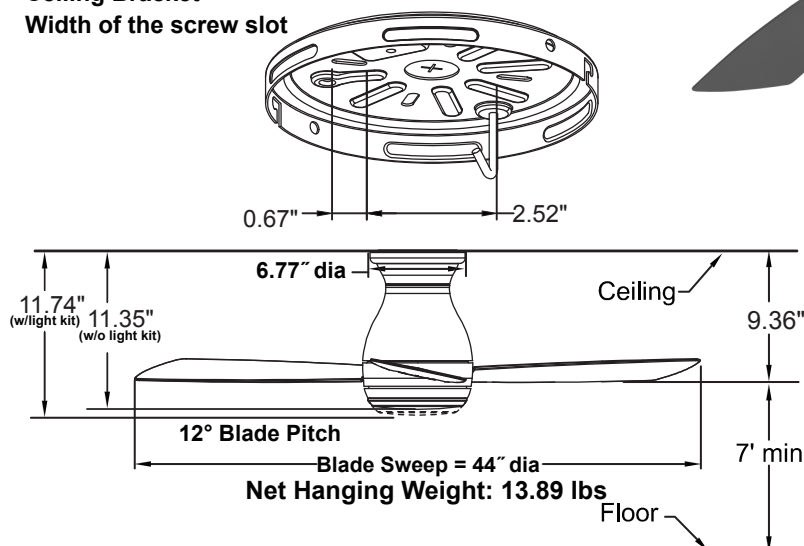


HUGH™ 44**FPS8332****

44" Wet Location Ceiling Fan

**Ceiling Bracket**

Width of the screw slot

**INSTALLATION REQUIREMENTS:**

Fan must be attached to a securely anchored electrical junction box capable of withstanding a load of at least 35 lbs.

ELECTRICAL REQUIREMENTS:

Requires a grounded electrical supply line of 120 volts AC, 60 Hz, 15 amp circuit.

MOTOR SPECS:

153 x 12 AC motor is designed for optimal performance with this fan.

BLADE SET:

A set of three 20" composite blades is included.

CONTROL OPTIONS:

CW60WH-8332-8355 wall control is included.

Switch control has 3 fan speeds, light levels and off button. The reverse switch is inside the light kit.

Optional BTRC9, CRL4WH and CRL8TS hand-held remote controls with receiver units are available—sold separately. Instructions are provided with each control.

LIGHTING OPTIONS:

One 18-watt LED included.

LOCATION USE:

Fan is rated for dry, damp and wet locations.

Available Finishes

BNW	Brushed Nickel with Brushed Nickel blades and Opal Frosted Glass / Composite Cap
DZW	Dark Bronze with Dark Bronze blades and Opal Frosted Glass / Composite Cap
GRW	Matte Greige with Matte Greige blades and Opal Frosted Glass / Composite Cap
MWW	Matte White with Matte White blades and Opal Frosted Glass / Composite Cap

Fan Airflow / Energy Efficiency Info (120V)

Fan Speed	Max RPM	CFM	CFM / Watts	Amps	Watts
High	250	4503	90	0.43	50
Med	212	3854	116	0.35	33
Low	135	2551	181	0.23	14

Light Bulb Information (120V)

Bulb Type	Watts	QTY	Lumens Amount	Color Temp	CRI
LED	18	1	1440	3000	80%