

CT9800SH

GE Café™ Series 30" Combination Double Wall Oven with Convection and Advantium® Technology

DIMENSIONS AND INSTALLATION INFORMATION

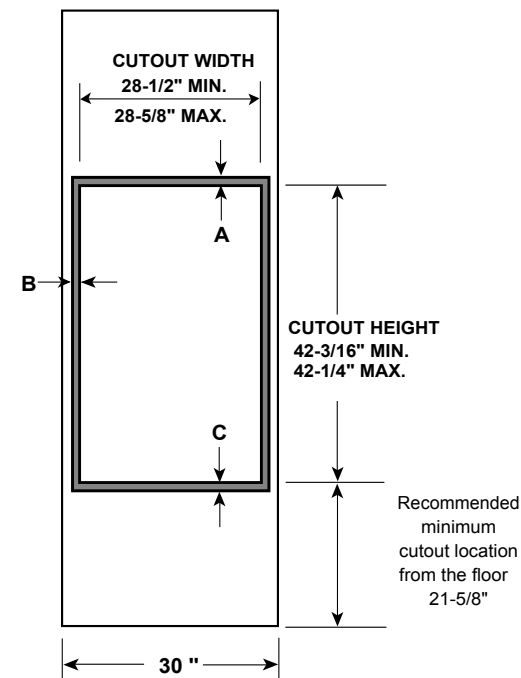
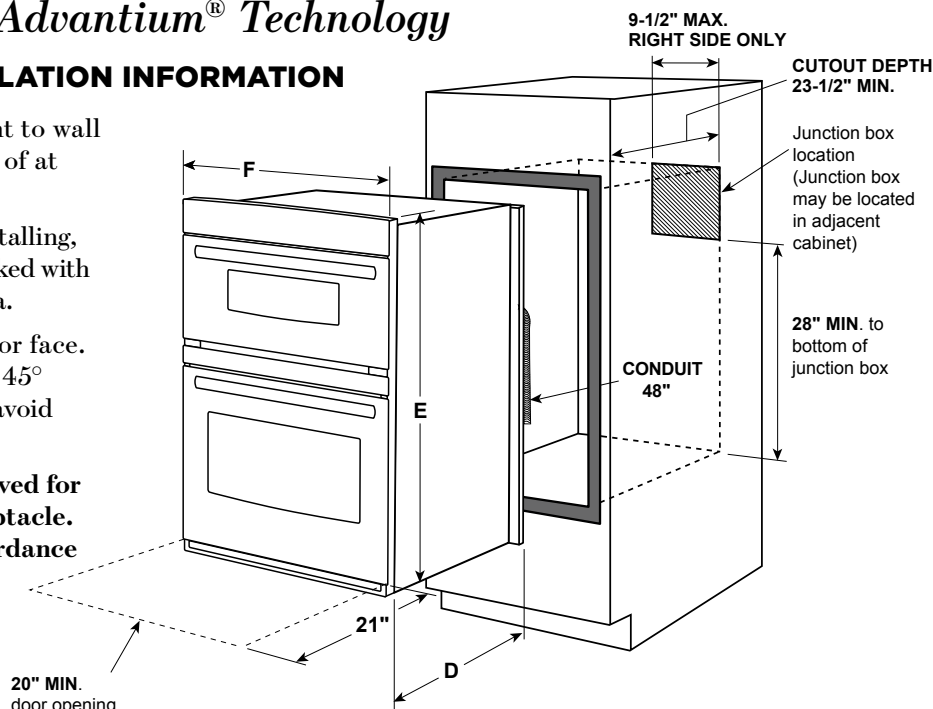
NOTE: Cabinets installed adjacent to wall ovens must have an adhesion spec of at least a 194°F temperature rating.

Installation Information: Before installing, consult installation instructions packed with product for current dimensional data.

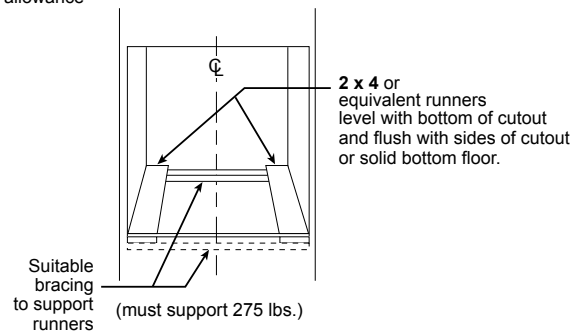
Door handle protrudes 3" from door face. Cabinets and drawers on adjacent 45° and 90° walls should be placed to avoid interference with the handle.

Electric wall ovens are not approved for installation with a plug and receptacle. They must be hard wired in accordance with installation instructions.

NOTE: These ovens are not approved for stackable or side-by-side installations.



KW RATING	
240V	7.5
208V	5.7
BREAKER SIZE	
240V	40 Amps
208V	40 Amps



ATTENTION INSTALLER: All electric wall ovens must be hard-wired (direct-wired) into an approved junction box. A plug and receptacle is NOT permitted on these products.

NOTE: If the cabinet does not have a solid bottom, two braces or runners must be installed to support the weight of the oven. For single ovens, the runners and braces must support 200 lbs (91 kg). For double ovens, the runners and braces must support 375 lbs. (170 kg).

NOTE: If marks, blemishes or the cutout opening are visible above the installed oven, it may be necessary to add wood shims under the runners and front trim until the marks or opening are covered.

NOTE: If the cabinet does not have a front frame and the sides are less than 3/4" (1.9 cm) thick, shim both sides equally to establish the cutout width.

CT9800	
CABINET	
A –Overlap of oven at top of cutout	1"
B –Overlap of oven over side of edges of cutout	3/4"
C –Overlap of oven at bottom of cutout	1"
OVEN	
D –Install depth	23-1/2"
E –Overall height with trim	42-3/8"
F –Overall width	29-3/4"



For answers to your Monogram, GE Café™ Series, GE Profile™ Series or GE Appliances product questions, visit our website at geappliances.com or call GE Answer Center® Service, 800.626.2000.



CT9800SH

GE Café™ Series 30" Combination Double Wall Oven with Convection and Advantium® Technology

FEATURES AND BENEFITS

GE Fits! Guarantee – GE wall ovens are guaranteed for an exact fit to make replacement easy

Speedcook oven 120V (upper oven) – Enjoy oven-quality results two- to four- times faster than a conventional oven

True European Convection (lower oven) – Achieve delicious results from a third heating element and fan combination

Multiple cooking functions – Expand your cooking versatility with an all in one oven

Halogen heat (upper oven) – Skip the preheating with nearly instantaneous halogen heat

Oven 175 preprogrammed menu selections (upper oven) – Preprogrammed selections make meals easy

Self-clean with Steam Clean option (lower oven) – Clean your oven the way you want

Self-clean, heavy-duty roller rack (lower oven) – Easily access items with a rack that glides smoothly

Glass touch controls – Set temperatures quickly and clean with little effort

Ten-pass bake element (lower oven) – Even baking is assured with heat that covers more surface area

Eight-pass broil element (lower oven) – Get full broil coverage and even browning from edge to edge

Model CT9800SHSS – Stainless steel

