

JK1000SF

GE 27" Built-In Single Wall Oven

DIMENSIONS AND INSTALLATION INFORMATION (IN INCHES)

NOTE: These ovens are not approved for stackable or side-by-side installations.

NOTE: These ovens can be installed side-by-side with no less than 30" distance between center-to-center of each oven.

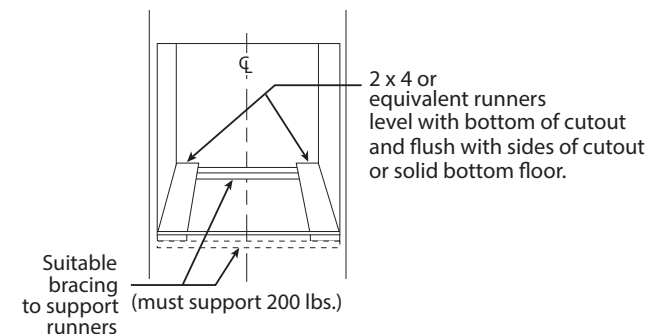
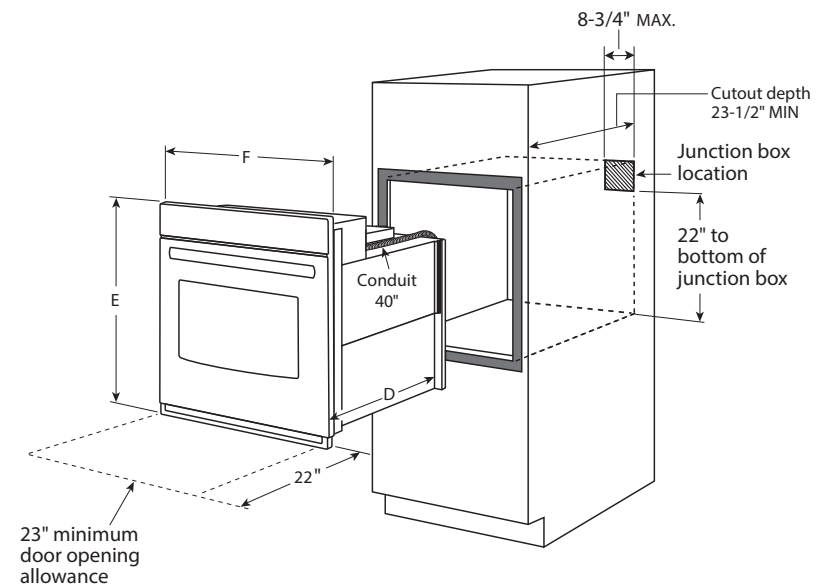
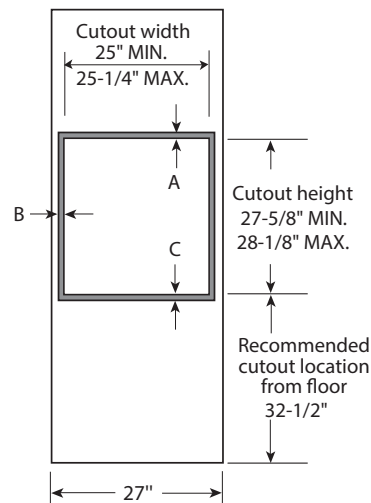
NOTE: Cabinets installed adjacent to wall ovens must have an adhesion spec of at least a 194°F temperature rating.

NOTE: For 27" built-in single ovens, if marks, blemishes or the cutout opening is visible above the installed oven, it may be necessary to add wood shims under the runners and front trim until the marks or openings are covered.

NOTE: Door handle protrudes 3" from door face. Cabinets and drawers on adjacent 45° and 90° walls should be placed to avoid interference with the handle.

Electric wall ovens are not approved for installation with a plug and receptacle. They must be hard wired in accordance with installation instructions.

Installation Information: Before installing, consult installation instructions packed with product for current dimensional data.



KW RATING	
240V	3.6
208V	2.7
BREAKER SIZE	
240V	20 Amps
208V	20 Amps

JK1000	
Cabinet	27"
A – Overlap of oven at top of cutout	1"
B – Overlap of oven over side of edges of cutout	1"
C – Overlap of oven at bottom of cutout	1"
Oven	
D – Install depth	23-1/2"
E – Overall height with trim	28-7/8"
F – Overall width	26-3/4"



For answers to your Monogram, GE Café™ Series, GE Profile™ Series or GE Appliances product questions, visit our website at geappliances.com or call GE Answer Center® Service, 800.626.2000.



Listed by
Underwriters
Laboratories



JK1000SF

GE 27" Built-In Single Wall Oven

FEATURES AND BENEFITS

4.3 cu. ft. oven capacity – Cook more dishes at once

Standard clean with steam clean option – Easily wipe down loosened, baked-on foods

Ten-pass bake element – Even baking is assured with heat that covers more surface area

Eight-pass broil element – Get full broil coverage and even browning from edge to edge

Black gloss oven interior – Enjoy a clean and sleek appearance

Electronic touch controls – Confidently operate the oven with one easy touch

Hidden bake – Make cleanup easy by eliminating hard-to-reach areas

Audible preheat signal – Know when the oven is ready

Heavy-duty oven racks – Bake confidently with durable racks

Certified Sabbath mode – Prepare foods by kosher standards

Model JK1000SFSS – Stainless steel

GUARANTEED FIT

Replacing a similar wall oven from GE or another brand? GE wall ovens are guaranteed for an exact fit to make replacement easy

Visit geappliances.com for more info

